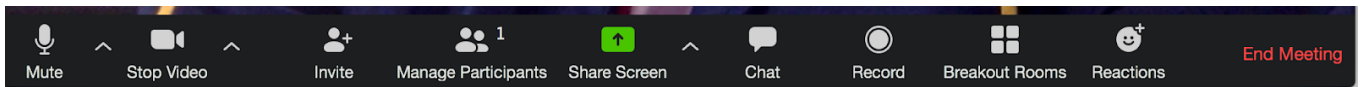
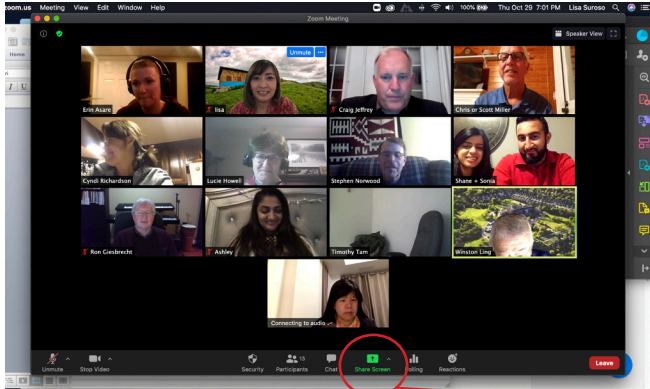
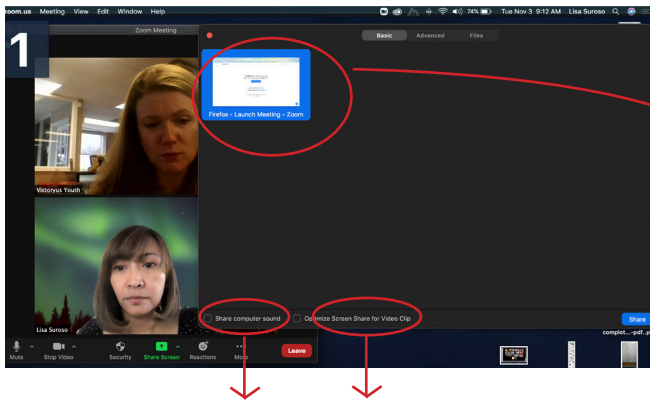


How Do I Share & Play Audio from My Computer during a Zoom Meeting?

1. Ready with your browser open: www.mustardseed.org/celebratethework/
2. You are already a **host** by the setting that Erin set, so you can share your screen.
3. Click on the green "Share Screen" icon

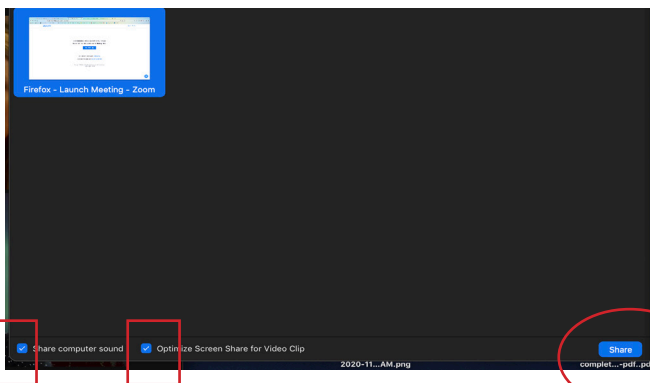


4. You will see a pop-up window where you select your desktop or application.



5. Select your desktop with your browser ready to the page: www.mustardseed.org/celebratethework/

6. Click the check two boxes in the lower left that say: "Share Computer Sound" and "Optimize Screen Share for Video Clip"



7. The boxes will turn blue.
8. Click Share